


M1 Air-Cooled Mig Welding Torch

Ratings:	180A CO ₂ , 150A mixed gas M21, EN60974-7 @ 60% duty cycle. 0.6mm-1.0mm wires
----------	---

Tackles everyday jobs effortlessly

ARC M LIGHT INDUSTRIAL MIG TORCH PACKAGES

M1 Torches are supplied with a Euro termination as standard and are supplied 'ready to weld' with all wear parts fitted.



Wear Parts

A Nozzles

Part Number	Description	Bore	Wall	Material
•AM1CN	Conical Nozzle Assembly	12mm	1.0mm	Copper
AM1TN	Tapered Nozzle Assembly	10.6mm	1.0mm	Copper

B Contact Tips

Part Number	Description	Size (mm)	Wire Size (mm-inch)	Material
AM1CT06	Contact Tip	M6*25.0	0.6 - 0.023"	Copper
•AM1CT08	Contact Tip	M6*25.0	0.8 - 0.030"	Copper
AM1CT09	Contact Tip	M6*25.0	0.9 - 0.035"	Copper
AM1CT10	Contact Tip	M6*25.0	1.0 - 0.040"	Copper
AM1CT12	Contact Tip	M6*25.0	1.2 - 0.045"	Copper
AM1CT08A	Contact Tip	M6*25.0	0.8 - 0.030"	Copper
AM1CT10A	Contact Tip	M6*25.0	1.0 - 0.040"	Copper
AM1CT12A	Contact Tip	M6*25.0	1.2 - 0.045"	Copper

C Tip Adaptors

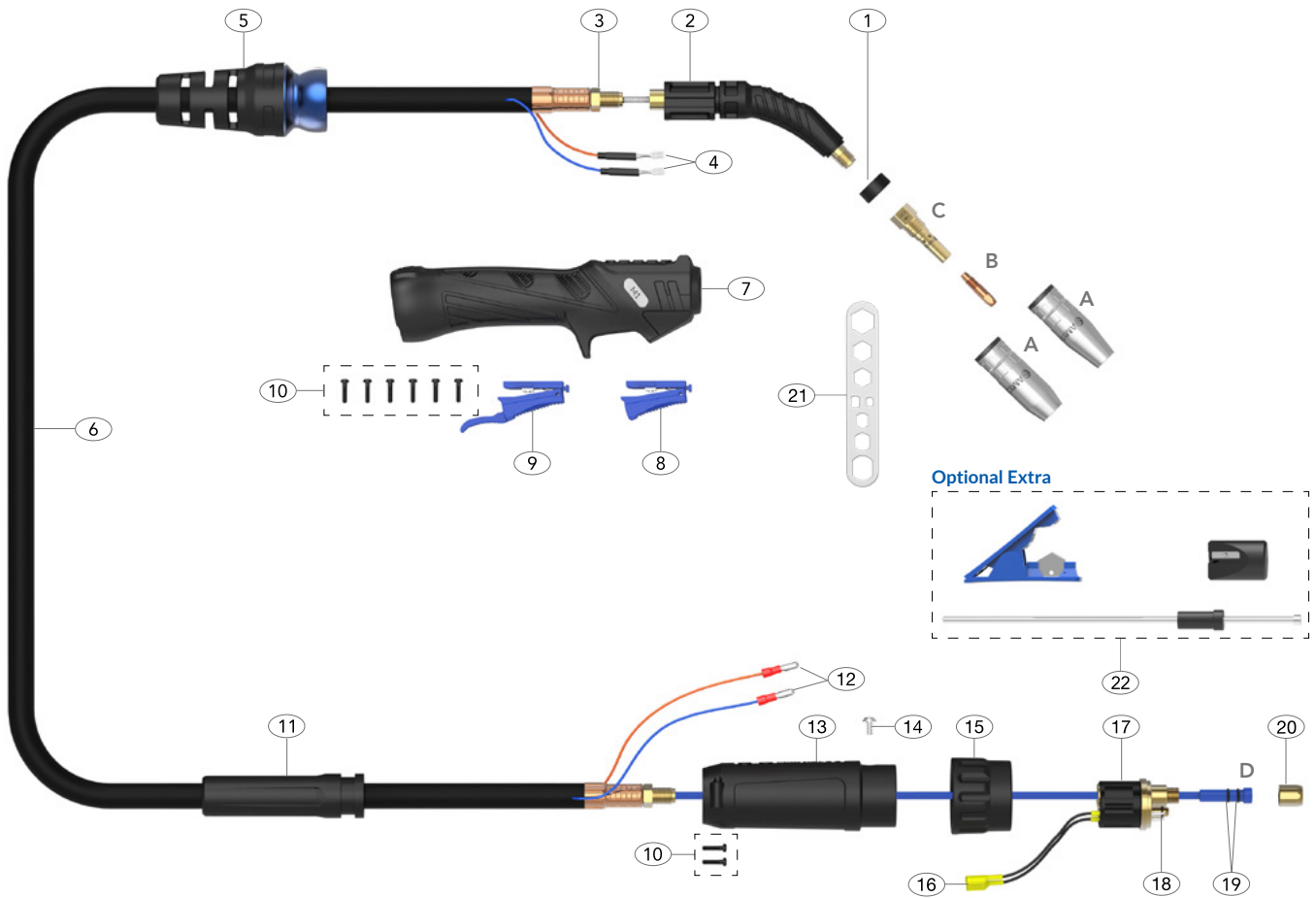
Part Number	Description	Material
•AM1TA	Tip Adaptor	Brass

•Denotes torch package standard wear part set-up


D Liners

Part Number	Description	Wire Size
•AM1535-30	Steel Liner x 3mt	0.6-0.9mm
•AM1535-40	Steel Liner x 4mt	0.6-0.9mm
•AM1535-50	Steel Liner x 5mt	0.6-0.9mm

For alternate liner options please refer to page 32



Spare Parts

Part Number	Description	Part Number	Description
1	AM1AP Neck Insulator	17	AM1528 Hybrid Gun Plug Body c/w Spring Pins
2	AM1001 Swan Neck Assembly	18	AM1524 Gun Plug 'O' Ring
3	AM1505 Lock Nut	19	AMLOR Liner 'O' Ring
4	AM1521 Cable Terminal	20	AM1826 Liner Retaining Nut
5	AM1514 Handle Cable Support c/w Ball Joint	21	AMWS Wear Parts Spanner
6	AM1517-30 Ultraflex Cable Assembly x 3mt AM1517-40 Ultraflex Cable Assembly x 4mt AM1517-50 Ultraflex Cable Assembly x 5mt	Optional Extra	
7	AM2514 Handle Kit	22	AMCLST-KITS Combi-Liner Set-up kit
8	AM2516 Microswitch Standard Trigger	Welding with Soft Wires	
9	AM2516L Microswitch Extended Trigger	For welding with Aluminum wires use a Combi-liner (page 32). Optimum installation is achieved when using the Combi-liner set-up kit.	
10	AMSP1-1 Screw Pack	 Always follow the correct liner installation procedure	
11	AM2841 Cable Support		
12	AM1522 Cable Terminal Male	Liner Set-up Guide	
13	AM2578/S Gun Plug Housing		
14	AML1541 Gun Plug Screw		
15	AMC1519/S Gun Plug Nut		
16	AM1523 Gun Plug Terminal Female		